



2012-2013 GMT Reports for District (or Undistricted) **District 410 B REP OF SOUTH**

GMT: **Open**

Location: **REP OF SOUTH AFRICA**

GMT CA: **6**

CLUBS

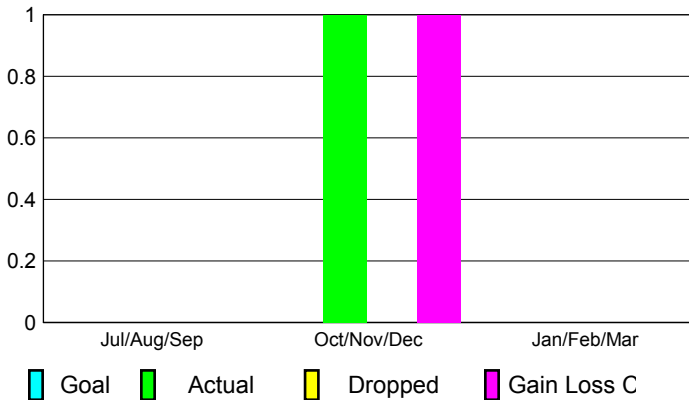
Club Results
2012-2013

Clubs
2011-2012

| Month | New Club Goal | Actual New Clubs | Actual Dropped Clubs | Gain/Loss of Clubs | Gain/Loss of Clubs |
|---------------|---------------|------------------|----------------------|--------------------|--------------------|
| Jul/Aug/Sep | | 0 | 0 | 0 | 1 |
| Oct/Nov/Dec | | 1 | 0 | 1 | 0 |
| Jan/Feb/Mar | | | | | 1 |
| Totals | | 1 | 0 | 1 | 2 |

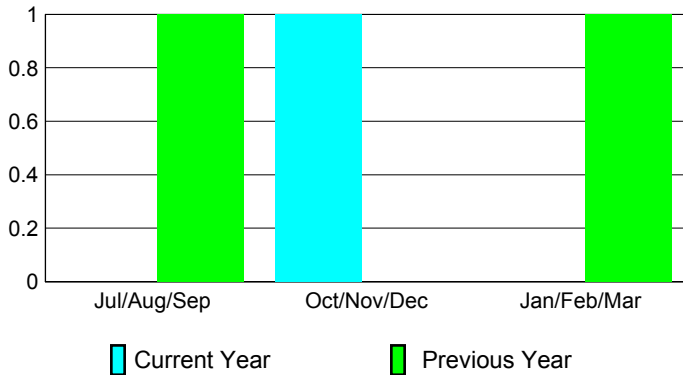
Club Results 2012-2013

Goal, New, Dropped, Gain/Loss



Comparison of Club Gain/Loss

Current Year Compared to the Previous Year



YTD Status Quo Clubs 2012-2013

Status Quo Clubs Compared to Status Quo Members



MEMBERSHIP

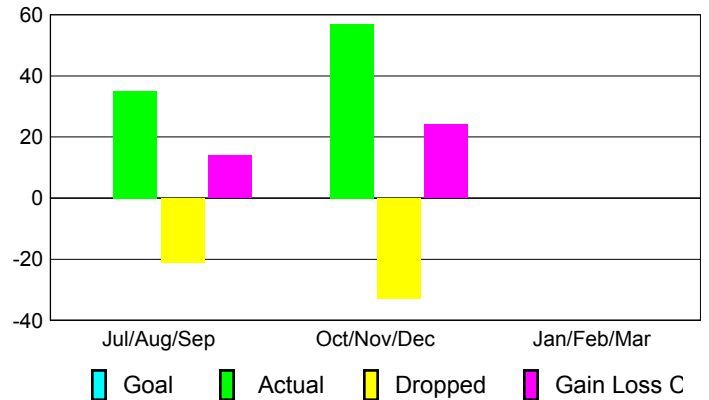
Membership Results
2012-2013

Membership
2011-2012

| Month | Net Memb Goal | Actual New Memb | Actual Dropped Memb | Gain/Loss of Memb | Gain/Loss of Memb |
|---------------|---------------|-----------------|---------------------|-------------------|-------------------|
| Jul/Aug/Sep | | 35 | -21 | 14 | 20 |
| Oct/Nov/Dec | | 57 | -33 | 24 | -22 |
| Jan/Feb/Mar | | | | | 15 |
| Totals | | 92 | -54 | 38 | 13 |

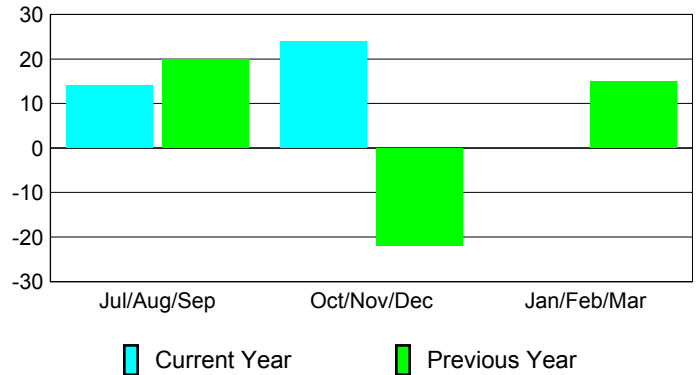
Membership Results 2012-2013

Goal, New, Dropped, Gain/Loss

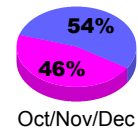
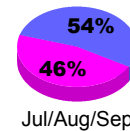


Comparison of Membership Gain/Loss

Current Year Compared to the Previous Year



Gender Comparison 2012-2013



Jan/Feb/Mar

Male

Female



2012-2013 GMT Reports for District (or Undistricted) **District 410 B SWAZILAND**

GMT: **Open**

Location: **SWAZILAND**

GMT CA: **6**

CLUBS

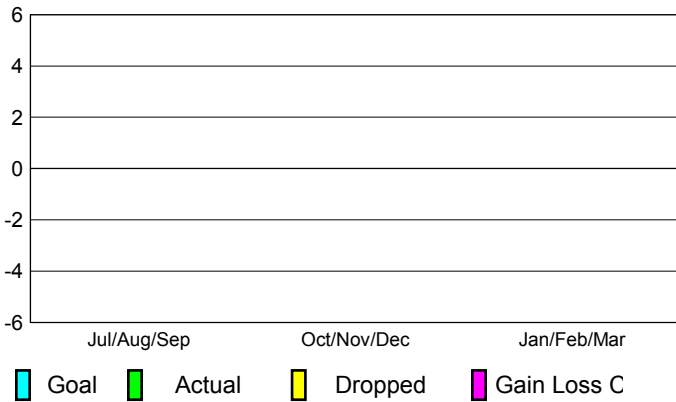
**Club Results
2012-2013**

**Clubs
2011-2012**

| Month | New Club Goal | Actual New Clubs | Actual Dropped Clubs | Gain/Loss of Clubs | Gain/Loss of Clubs |
|---------------|---------------|------------------|----------------------|--------------------|--------------------|
| Jul/Aug/Sep | | 0 | 0 | 0 | 0 |
| Oct/Nov/Dec | | 0 | 0 | 0 | 0 |
| Jan/Feb/Mar | | | | | 0 |
| Totals | | 0 | 0 | 0 | 0 |


Club Results 2012-2013

Goal, New, Dropped, Gain/Loss




Comparison of Club Gain/Loss

Current Year Compared to the Previous Year



YTD Status Quo Clubs 2012-2013

Status Quo Clubs Compared to Status Quo Members



MEMBERSHIP

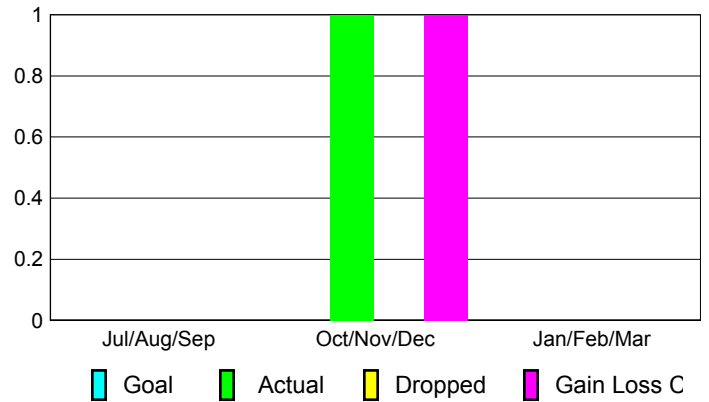
**Membership Results
2012-2013**

**Membership
2011-2012**

| Month | Net Memb Goal | Actual New Memb | Actual Dropped Memb | Gain/Loss of Memb | Gain/Loss of Memb |
|---------------|---------------|-----------------|---------------------|-------------------|-------------------|
| Jul/Aug/Sep | | 0 | 0 | 0 | 1 |
| Oct/Nov/Dec | | 1 | 0 | 1 | 0 |
| Jan/Feb/Mar | | | | | 0 |
| Totals | | 1 | 0 | 1 | 1 |

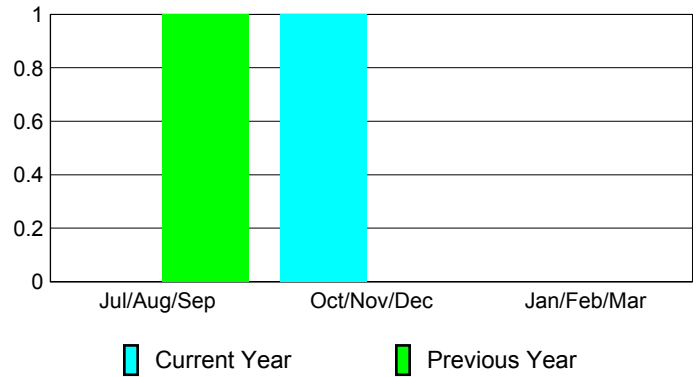
Membership Results 2012-2013

Goal, New, Dropped, Gain/Loss

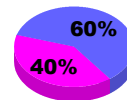


Comparison of Membership Gain/Loss

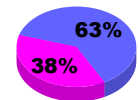
Current Year Compared to the Previous Year



Gender Comparison 2012-2013



Jul/Aug/Sep



Oct/Nov/Dec

Jan/Feb/Mar

Male

Female